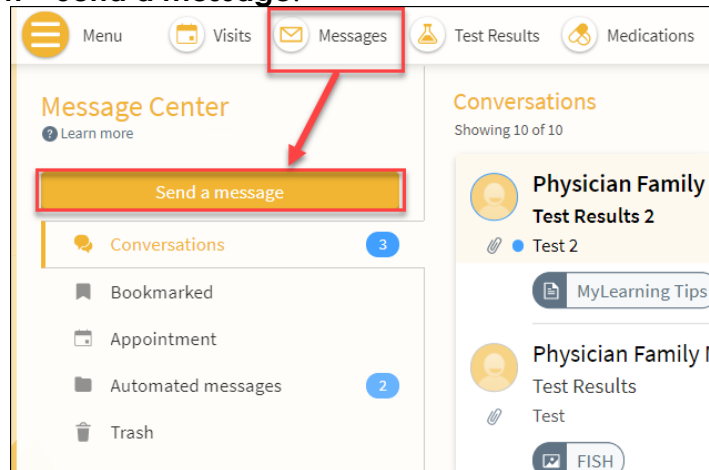


MyChart Sending Messages to your Provider (Web Version) – Patient Facing

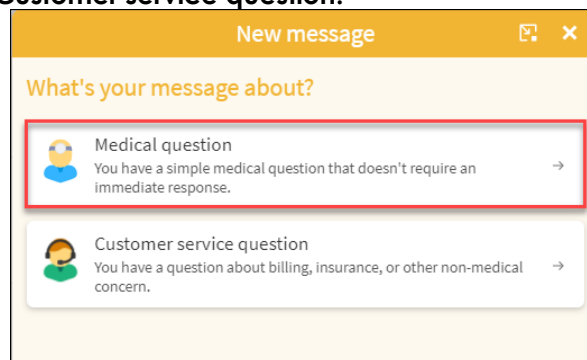
You have the option to communicate with your Provider through MyChart. This document shows you how to navigate the web version of MyChart messaging.

Send a Message via a Web Browser

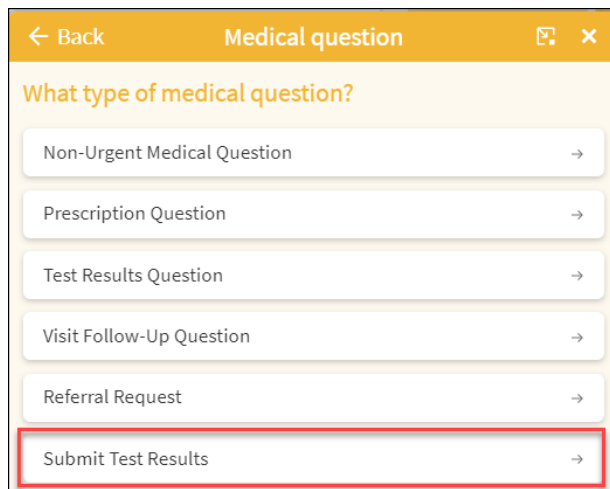
1. Log in to **MyChart**.
2. Click **Messages button** > **Send a message**.



3. Select **Medical question** or **Customer service question**.



4. Select the **message type**.



5. Choose a **Recipient**.



6. Enter the appropriate **Subject** for the message.

7. Enter your **message** in the message box

- Attach an Image if you would like to by clicking the paperclip at the bottom of the message box
 - You can attach up to 9 files.
 - The allowed file types are BMP, GIF, JPEG, JPG, PDF, PNG, TIF, TIFF.
 - The maximum file size is 5.86 MB for images & PDFs.

8. Click **Send** to send the message

- When you receive a message from the provider it will show up in your health feed (home page).

